



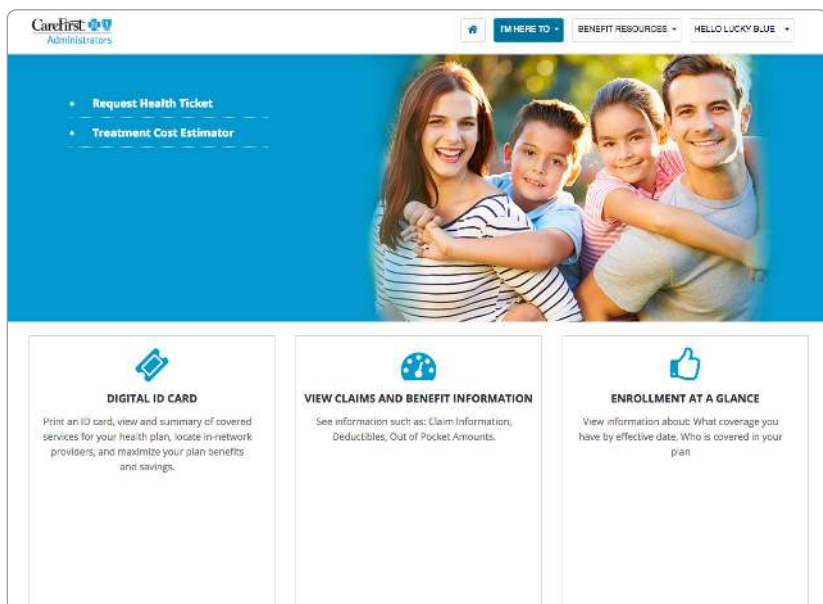
## Visit Our New Member Portal

We want to empower our members with easy health care access and the right information to help them make confident choices. With this goal in mind, you have the **cfablue.com** member portal—a place where you can access important health information quickly, easily and securely.

At cfablue.com, you can:

- View digital member ID cards
- View claims and benefits information
- Submit claims
- Find providers
- Request member ID cards
- Estimate treatment costs

To get started, visit **cfablue.com** and click *Log In* or *Register* on the top right hand corner. The homepage presents everything at your fingertips.



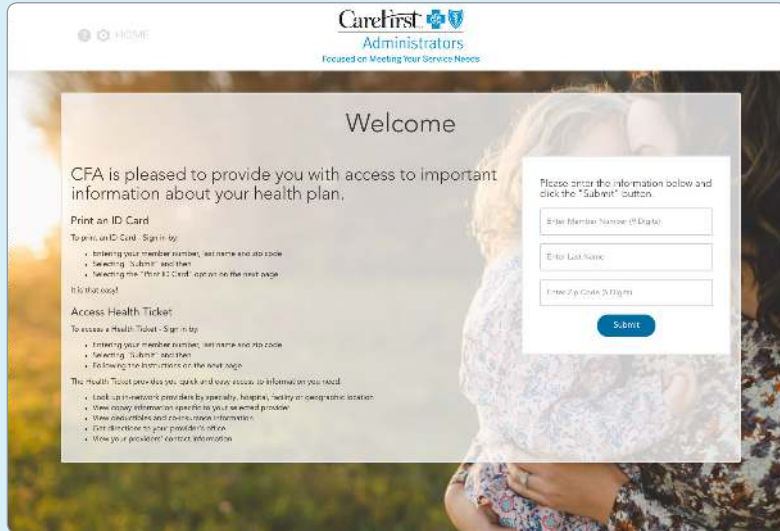
The primary features available, once you're logged into the member portal, are as follows:



### View or print your digital member ID card

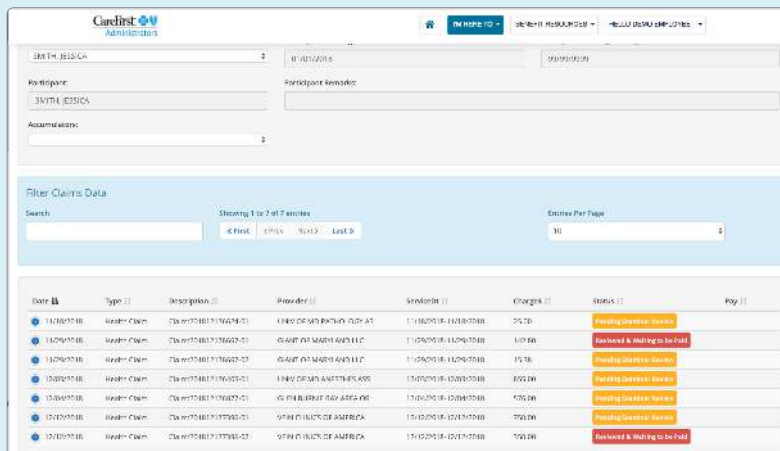
Here you'll find:

- **Health Ticket**—available 24/7, this tool can help you track your out-of-pocket expenses
- A snapshot of each provider you look up, both—in-network and out-of-network
- A printable member ID card, in case your current card is lost or stolen



### View claims and benefit information

- Search for claims
- Check any claim status
- View claims by category:
  - Medical
  - Dental
  - Vision





## Enrollment at a glance

View basic account and coverage information for both you and your dependents.

Benefits at a Glance

Group: \* ID#1  
Participant: \* JOHN DOE  
Current Details  
Benefits as of: 12/31/2019

Get email demographic info | Print | Exit

The following shows your coverage as of 12/31/2019. You may be able to update coverage information, with limited exceptions, to your parameters of your benefit plans. For further information, consult your Benefits Handbook and don't forget to ask questions for your Human Resources Department.

Participant information

Participant: JOHN DOE  
Participant ID: 12345678

Personal Information

Date of Birth: 01/01/1980  
Gender: Female  
Smoker: No  
Marital Status: MARRIED  
Marriage Date:

Contact Information

Email Address: john.doe@abc.com  
Work Phone: 301-555-1234  
Home Phone: 301-555-5678  
Address: 123 Main St, Baltimore, MD 21201

Dependents

Last	First	MI	Sex	Date of Birth	Relationship to Participant	Student?	Eligible?
SMITH	JESSIE	M	F	01/01/1985	Spouse	Y	Y
SMITH	KYLEE	F	F	01/01/2013	Child	N	N

Benefit Plan Enrollment Level Employee Contribution (Before Tax \$) Payroll Deduction

MEDICAL	STANDARD PPO	FULL FAMILY	210.00	210.00
TOTALS			210.00	210.00



## Submit a claim

It's easy to submit out-of-network claims— simply complete and upload a claim form along with an easy-to-read, itemized bill.



## Request member ID cards

If your card is lost or stolen, request a new one by completing the steps. The new card will be shipped to your mailing address.

